



## ***The Scientific Temper***

VOL-IX, NO.1&2; JANUARY-JULY, 2018

ISSN 0976 8653, E ISSN 2231 6396

UGC SR NO 2535; JR NO. 47226

e-mail: letmepublish@rediffmail.com

Web: [www.scientifictemper.com](http://www.scientifictemper.com)

# **POND EUTROPHICATION AND FOOD TYPE AS DETERMINANT OF GROWTH AND SURVIVAL IN *Clarias batrachus* (LINN.)**

**Kumar Sanu and Equabal Jawaid**

Ex-Research Scholar, JaiPrakash University, Chapra (Bihar)  
Department of Zoology, ZA Islamia PG College, Siwan (Bihar)

**Email ID:** kumarsanu@gmail.com

### **ABSTRACT**

There was a significant different ( $P < 0.05$ ) in weight gain and total length increase for treatments with the control condition. The result of this study has show variation in water parameters, but diet I contained the richest nutrients gave rise to the best growth and size increment. Fish mortality was nil for diet I, 30.0% for diet II and 60% for diet III. Diet I was the cheapest, hence its usage may be encouraged.

**Key words:** Zooplankton, Maggot, Growth, Survival, Water quality.

### **INTRODUCTION**

Fish is most generally accepted food source and provides vitamins, calcium and unsaturated fats to human population. Enriched nutrient supply in aquaculture enables the expansion and survival of fishes (Dutta Munshi et al., 1990). The low supply of fish protein within the country has been increased malnutrition especially among low income groups. Fish like other animals require essential nutrients to larval stages for maximum production. The nutrient can be supplied from plankton (Adigun, 2005), worm's maggot or supplementary diet for culture success. The planktons within the food composition of predatory fishes could reduce the high cost related to artificial diet. Survival and increased availability of fries and fingerlings were

better supported in combination with plankton, than the result with artificial diet alone within the hatchery (Ovie, 1996)

High cost of fish feed has been a major problem to fish farmers in India. Artificial feed is sometimes expensive because the feed ingredients compete for its consumption by human and livestock. There is have to identify, explore and utilize cheaper natural feeds which are easily available with less competition. The maggot grown on poultry waste was reported to possess large potential for fish production (Giri et al., 2002). Fishes have used protein efficiently as energy source; hence they convert protein to energy better and faster than livestock. The current study will

determine the worth of zooplankton as natural feed with low cost, easy availability, less compatible and most easily reproducible source for the expansion and survival of *Clarias batrachus*. We also studied variation in water parameters for various diets under experimental period which also affects upon biology of fishes.

### MATERIALS AND METHODS

Four weeks old fingerlings of *Clarias batrachus* were obtained from the breeding stock of Kushinagar (U.P.) hatchery plant and conveyed in plastic bucket to tanks of 5.60 m<sup>2</sup>. the acclimatization was done in tank and food supplied after 24 hours of starvation. Ten specimens each were selected randomly from the pool and stocked into tanks with different dietary components. The experimental diet analysis was as: 40% maggot in diet I, 41% coppers with artificial food in diet II and only common ingredients (22% maize, 32.50% soybean, 3.60% blood meal as feed and .50% premix vitamins) in diet III.

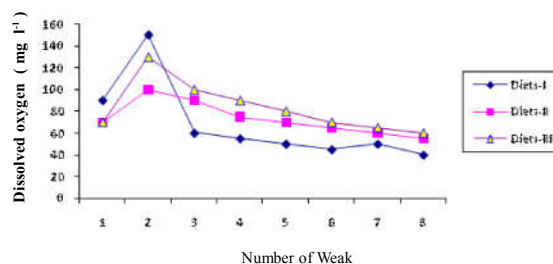
The proximate analysis of first diet, maggot grown from poultry waste contained 44.5% of crude protein, 10% of ash and 24% of lipid. The cultured zooplankton contained 60.8 crude protein, 9.05% ash and 13.4% lipid, while coppers contained 45.00% of crude protein, 9.05% of ash and 12% of lipid. Each treatment was applied in duplicate. Diet I contained maggot meal fortified with zooplankton, Diet II composed of coppers alone Diet III contained only zooplankton as control condition. The zooplanktons were cultured as described by Ovie (1996) and screened through mosquito netting to get rid of wastes.

The fingerlings were fed twice daily for five days at 9 h and 15 h and food quantity adjusted in accordance with their weight. Batch measurement of weight was taken with the help of an balance and recorded at weekly intervals, while total length measurements recorded with the help of a measuring board every week. Water temperature, dissolved oxygen, nitrate and chlorophyll were observed routinely (APHA, 1989). Growth and survival of fingerlings were monitored for each treatment.

Data were subjected to one way analysis of variance (ANOVA) at 5% level of significance. Duncan Multiple Range Test was used to determine the difference among means.

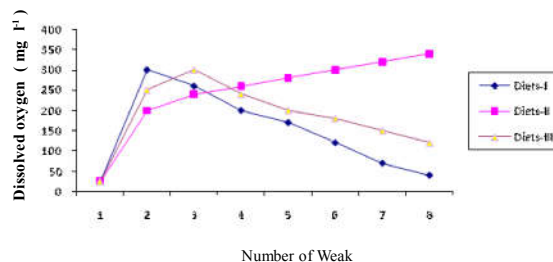
### RESULTS AND DISCUSSIONS

The water quality parameters were different for diets (Fig. 1, Fig. 2 and Fig. 3) showed varied metabolic nature of fingerlings during study period. This observation confirms influence of water quality upon fish survival and adequate growth performance (Games *et al.*, 2000).



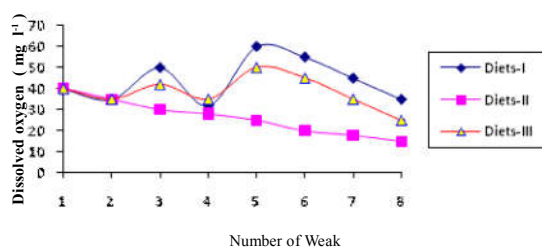
**Fig. 1. Fluctuation of dissolved oxygen(mg l<sup>-1</sup>) in the larvae tanks.**

There was a major difference ( $P < 0.05$ ) in the body weight of the fingerlings in comparison with standard condition (Table 3). However, visual observation of the treatment combination in diet I revealed that it was richer than diet II (Coppers 45.0% crude protein, 12.0% lipid and 9.5% ash). According to Gomes (2000), fingerlings are always able to convert the protein components in natural meals more efficiently than those found in artificial feed. This observation is in step with the current study where maggot meal fortified with cultured



**Fig. 2. Fluctuation of nitrate (g l<sup>-1</sup>) of larvae tanks.**

zooplanktons, provided adequate protein, lipids, fatty acids, minerals and enzymes for the fingerlings. However, both combinations enhanced better growth of fingerlings as well as minimized problems associated with artificial diets (Ovie, 1996).



**Fig. 3: Fluctuation of Chlorophyll (g l<sup>-1</sup>) of the larvae tanks.**

Again, the present observations were corroborated with the finding of Fasakin et al. (2003) who opined that natural organisms in large quantity and high quality guaranteed good performance of fry and fingerlings in aquaculture. Lan and Pan (1993) reported that the nutritive value of natural feed promotes better growth and higher yield in fish than from artificial feeds.

**Table 1: Biochemical composition of various zooplanktons(%): MOIS=Moisture, CP=Crude Protein, CF=Crude fiber, CHO=Carbohydrate, ASH=Ash, P=Phosphorus, C= Carbon.**

Zooplankton	MOIS	CP	CF	CHO	ASH	P	C
Daphnids	88.3	68.9	12.09	-	6.47	1.44	0.18
<i>Daphnia carinata</i>	90.7	53.5	7.00	25.9	11.40	1.09	0.34
<i>Rotifera spp.</i>	89.3	63.9	14.0	-	9.9	1.00	0.16
<i>Copepoda spp.</i>	89.6	56.8	19.6	0.50	9.43	-	0.26
Average	89.47	60.7	13.17	13.7	9.5	1.17	0.17
Composition							

**Table 2: Weekly variation in body weight for all treatments (g): time in weeks.**

Diets/Week	1	2	3	4	5	6	7	8
Diets-I	3.56	5.45	7.70	8.10	10.20	11.85	12.48	14.40
Diets-II	3.33	3.94	4.95	5.90	7.00	8.24	8.90	9.51
Diets-III	3.13	3.40	4.50	5.57	5.78	6.49	6.69	7.38

**Table 3 : Weekly variation in total length for all treatments(mm) : time in weeks.**

Diets/Week	1	2	3	4	5	6	7	8
Diets-I	76.5	82.0	85.5	95.0	100.0	106.0	110.0	118.5
Diets-II	76.6	79.7	82.5	85.5	90.5	91.5	93.5	101.0
Diets-III	75.5	78.5	81.0	81.0	85.0	86.9	88.0	90.5

This may have been the reason why diet I fortified with zooplankton resulted in the best growth performance and fish survival. Although artificial feeds are specially made to meet the nutritional needs of fingerlings; their nutritional benefits were better realized in combination with zooplankton. Diet III gave rise to the highest recorded mortality probably due to the nutrient composition became insufficient could no longer sustain to satisfy the growing fingerlings. This has often been the situation over time when fishes are grown alone on natural feed.

There was a significant difference (P<0.05) in the total length increase of the fingerlings when compared with the control treatment (Table 4). According to Fasakin et al. (2003), fishes reared on qualitative natural meals as diet I achieve adequate growth because they utilized the nutrient from such feeds better and faster than from artificial feed coppens, diet II. In this regard, the present study is consistence with earlier researchers (e.g., Fasakin, 2003). The methods used for collecting, processing, drying storing and administrating of feeds have been almost similar with previous researches. The slight variation may have arisen from differences in the dung used for maggot production, rate and frequency of feed application.

An overall survival of 70% was recorded at the end of this study. Fish mortality was nil in diet I, 30.0% in diet II and 60.0% in diet III. The fingerlings depend solely on zooplankton in diet III resulted in highest mortality. This event may have arisen because as the fingerlings advanced in size over time, the nutrient composition of diet III become insufficient and inadequate diet resulted in the weakness and subsequent death of the fingerlings. Again the quality and quantity of the zooplankton may have varied or become insufficient for fast growth and sustenance over time. Such observation is in agreement with the report of Wedemeyer (2001). The mortality recorded for diet II may have emanated from depleted water quality arising from the use of artificial diet. This observation is similar with opinion of Ovie (1986) reported that the use of artificial diet along provided

insufficient nutrients and could induce some effects which will result to fish mortality. The high survival rate of fingerlings used for this study could be compared with 75% and 95% survival for artificial and natural feed revealed from study of SB Upadhyaya(1998). The uniformity in the results obtained in both studies may have emanated from careful handling of fingerlings which minimized the degree of stress experienced during weakly fish measurement exercises by different researchers.

The study revealed that diet I proved to be the most conducive for rearing *Clarias batrachus* juvenile in this research. It was the best alternative in comparison with diet II and III, because it gave rise to the best growth rate and size increment. It was richer in crude protein, crude fiber and lipids necessary for adequate growth and survival of fingerlings. The diet was also not compatible because low cost of production, easily accessible, easily reproducible and economically viable. In contrast, the use of coppens (artificial diet) resulted in laborious water quality monitoring, less economically viable and not easily affordable to fish farmers.

### CONCLUSION

This study has shown that diet I was the best alternative for the rearing of *Clarias batrachus* fingerlings. The diet resulted in the best growth/total length increase with highest fish survival. Thus, it may be concluded that the cost of fish production was greatly reduced, the growth rate of fish improved and survival of the fingerlings enhanced when maggot meal was fortified with cultured zooplanktons may be used as food.

### ACKNOWLEDGEMENTS

We are grateful to Principal, ZA Islamia PG College, Siwan (Bihar) for facilities provided for completion of this work in Department laboratory.

### REFERENCES

1. APHA. 1989. Standard methods for the examination of water and waste water, 17<sup>th</sup> edition, APHA, Washington D.C. page. 10-203.
2. Adigun, B.A. 2005. Water quality management in agriculture and freshwater zooplankton production for use in fish hatcheries. National Institute for Freshwater fisheries research P.26.
3. Dutta Munshi, J.S., Singh, D.N. and Singh, D.K. 1990. Food and feeding relationship of certain aquatic animals in the Ganga ecosystem. Tropical Ecology, 31: 138-144.
4. Giri, S.S., Sahoo, S.K., Sahu, B.B., Sahu, A.K. Mukhopadhyay, P.K., Mohanty, S.N., and Ayyappan, S.S. 2002. Larval survival and growth in wallago atn (Bloch and Schneider) : Effects of light, photoperiod and feeding regime. Aquaculture, 213:151-161.
5. Gomes, L.C., Baldisserotto, B. and Senhorini J.A. 2000. Effect of stocking density on water quality, survival and growth of *Brycon cephalus* (Characidae) in ponds. Aquaculture, 183 (1-2): 73-81.
6. FAO. 2008. Food and Agricultural Organization : Fisheries Report No. 12: 05.
7. Fasakin, F.A., Balogun, A.M. and Ajayi, O.O. 2003. Evaluation of full fat and defatted maggot meals in the feeding of Clariid catfish (*Clarias gariepinus*). Aquaculture Research, 34(9): 733-738.
8. Lan, C.C. and Pan, B.C. 1993. In vitro digestibility stimulating the proteolysis of feed protein in the midgut of grass shrimps (*Penaeus monodon*). Aquaculture, 10:59-70.
9. Ovie, S.I. 1986. Some notes on the cultivation of live fish food. Annual conference of the Fisheries society of Nigeria (FISON) pp 11-76.
10. Ovie, S.I. 1996. Raising zooplankton for larvae and post larvae stages of fish in hatcheries. NIFFR Extension Guide Series (5): 9.
11. Upadhyaya, S.B. 1998. Nutrient utilization of *Clarias batrachus* for different diets. Ph.D. Thesis, Varanasi Hindu University.
12. Wedemeyer, G.A. 2001. Fish hatchery management, American Fisheries Society, Bethesda, Maryland 2<sup>nd</sup> Edition.

<http://www.scientifictemper.com/>